

# Welcome to Year 3

Meet the Team!

Teachers: Mrs Hanns-Drake



Support Staff: Mrs Brooks



**Welcome**



Happy

Hardworking

Successful

# Our Trust - Kernow Learning


 **Our Mission: for every school, for our Trust**  
Building Excellent Schools Together

  **Building Excellence Together**

 **Our Core Shared Values**

From  To 

 **STRENGTH  
WISDOM  
COURAGE**

 **Our Philosophy**

Our Philosophy... our attitudes that act as guiding principles for our behaviours

 **work hard,  
be honest &  
help others.**



Happy

Hardworking

Successful

# Safeguarding



## Mrs Cherry PSA What is a Parent Support Advisor?

I am here to help, support and advise you and your family on concerns that you may have at home or at school regarding your child or yourself.

## Safeguarding

St Columb Major ACE Academy  
Kernow Learning  
Happy : Hardworking : Successful

Safeguarding Children  
Our Designated Child Protection and Safeguarding Lead (DSL) is  
**Marie Taylor**

Including Child in Care Designated Person, Safer Recruitment Trained, Child Sexual Exploitation and Single Point of Contact for PREVENT

If unavailable please contact: **Penny Cherry**, Deputy Safeguarding Lead [pcherry@kernowlearning.co.uk](mailto:pcherry@kernowlearning.co.uk)

or **Tracey Milsom**, Deputy Safeguarding Lead [tmilsom@kernowlearning.co.uk](mailto:tmilsom@kernowlearning.co.uk)

The named Member of the Governing Body is **Charlie Roose** [croose@kernowlearning.co.uk](mailto:croose@kernowlearning.co.uk)

**Child Protection Statement: Safeguarding Children in St Columb Major Academy**  
Our school community has a duty to safeguard and promote the welfare of children who are our pupils. This means that we have a Child Protection Policy and procedures in place, which we refer to in our school prospectus. All staff, including our volunteers and supply staff must ensure that they are aware of these procedures. They are also all DBS checked. Parents and carers are welcome to read these upon request.  
Sometimes, we may need to share information and work in partnership with other agencies when there are concerns about a child's welfare. We will endeavour to ensure that our concerns about pupils are discussed with their parents/carers first, unless we have reason to believe that this is not in the child's best interests.



Happy

Hardworking

Successful

# Topics in Year

Each topic seeks to answer a big question

**Autumn** – What was life like in Britain from Stone Age to Iron Age and what changes were made?  
Why is light so important to festivals and religions around the world?

**Spring** – What happens when the world grumbles?  
What was life like in Ancient Egypt, and how has this affected our lives today?

**Summer** - Why is the railway so important?  
What did the Ancient Greeks believe in and how can we see this today?

**Topics**



Happy

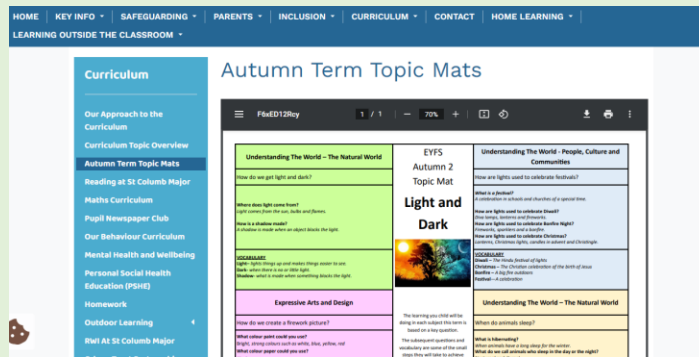
Hardworking

Successful

# Topics in Year 3

Further information on our topics and curriculum can be found on our school website.

On the curriculum page you will see a full overview of our curriculum and you can click on the topic mats for each term to see what key information your child will be learning.



Topics

You can also see out intent, implementation and impact statements for each subject in the curriculum area of our website



Happy

Hardworking

Successful

# Year 3 Timetable

Y3 Crantock Class Timetable: Autumn 1								
	8:50-9:00	9:00-9:40	9:45-10:45	11-12	1.00-1.15	1.15-2	2-2.45	2:55-3:15
<b>Mon</b>	Registration Morning tasks	Reading and Spelling	Maths	Grammar Literacy	Read to class: Poetry	Topic	Topic	Assembly
<b>Tues</b>	Registration Morning tasks	Reading and Spelling	Maths	Grammar Literacy	Read to class	Topic	PE (gymnastics)	Assembly
<b>WED</b>	Registration Morning tasks	Reading and Spelling	Maths	Grammar Literacy	Read to class	Topic	Topic	Assembly
<b>THUR</b>	Registration Morning tasks	Reading and Spelling	Maths	Grammar Literacy	Read to class	Topic	PE (handball)	Assembly
<b>FRI</b>	Registration Morning tasks	Reading and Spelling	Maths	Grammar Literacy	Read to class NF Fri	Topic	Topic	Assembly

Topic sessions include Science, History, Geography, Art, DT, Music, MFL, PSHE and RE.  
 Some of these subjects will vary from week to week depending on the progression through the topic.  
 \*PSHE & RE will be taught every week even though the timetabling of the session may change.

**Timetable**













Happy

Hardworking

Successful

# Year 3 Homework

Homework is set every half term. A grid will be sent home or stuck into your homework book at the start of the half term. Here is Autumn 1's homework grid. We ask that any completed homework be returned on a Monday.

 <b>Year 3 Homework: Autumn Term 2023</b> Castle an Dinas: The stone age to Bronze Age. 			
Subject Area	1 dojo	2 dojos	3 dojos
Literacy	Find a picture of the Stone age or Bronze age and use your very best vocabulary to describe it. Try to use your senses and include lots of adjectives and adverbs. 	Complete your spellings on Spelling Shed. Play any of the games you like. 	Can you create a cartoon strip about the stone age? This can be about any aspect of the stone age such as Fossilisation, Hunting and Gathering, Finding a Wolly Mammoth or any other exciting story.
Numeracy	Make a poster explaining what Place Value is. Remember, you can use a Part Whole Model, Place Value Grid or other mathematical ways to show Place Value works. 	<b>Retrieval Task:</b> Challenge one of your family members to a Number Bond face off. Who can answer the most Number Bond questions? Start with Number Bonds to 10 and then 20.	Complete your 2, 5 and 10 times tables. Record this in any way you like. Challenge: can you get someone to quiz you on your 2, 5 and 10 times tables in any order.
Science	Listen to the Podcast. Can you summarise what is being talked about? <a href="http://www.funkidslive.com/learn/geology-rocks/geology-rocks-igneous-rocks-3/">http://www.funkidslive.com/learn/geology-rocks/geology-rocks-igneous-rocks-3/</a> (3 mins long approximately) 	Investigate rocks within your environment. Can you identify if they are Metamorphic, Igneous, Sedimentary or Man Made? What type of rocks are they? - granite, slate, limestone, brick. Can you draw them and explain what type of rock they are and how they were formed?	Create a model showing the different layers of soil. This can be created using any material or medium of your choice. Please make sure you label it, showing the different layers. 
Creative	Draw and label a picture of a new dinosaur fossil you have discovered. What might the features be like if the dinosaur was alive?	Can you find any foods that the stone age people ate? Draw and label the foods they ate. Think about which foods might be hunted or gathered. 	Create a 3D model of a stone age house. This can be made from any medium or materials.
Humanities	Research (or use the knowledge learned in school) about the changes from Stone Age to Iron Age. What was the best invention or most effective change? Present this in any way you wish.	Find out about the history of Castle-an-Dinas and present it in a way of your choosing. (Poster, PowerPoint, Fact file) 	Research Mary Anning. Who was she? What did she do that has changed history?  Create a fact file about her, showing interesting facts about her.

## Homework



Happy

Hardworking

Successful

# Reading Records

Children are expected to read daily at home. As usual, please support your child to complete their reading record.

As well as reading for pleasure in their heads or with you, it is also important for children to read aloud to an adult to practise their fluency and to talk about what they have read.

**Reading**



Happy

Hardworking





Successful



# Behaviour



 1 Brilliant Listening	 1 Compassion	 1 Fantastic Homework	 1 Fastest Changers
 1 Forgiveness	 5 Headteacher Award	 1 Perseverance	 1 Ready to learn
 2 Remembering more	 1 Resilience	 1 Respect	 1 Super RWI

 0 Disrespectful after a warning	 0 Disruptive behaviour aft...	 0 Hurting others	 0 Refusal to following...
--	--	---	--

**Behaviour**



Happy

Hardworking

Successful

# School Rules



OUR SCHOOL RULES

- Please make sure long hair is tied up
- No nail varnish
- No jewellery
- No temporary tattoos
- No bringing in toys from home

The infographic features a central title 'OUR SCHOOL RULES' in a black torn-paper style box. Below it are five horizontal bars of different colors (pink, yellow, green, orange, blue) each containing a rule. The background is light green with decorative elements like a blue swirl, a yellow star, and a pink smiley face.



**Kernow Learning**  
Building Excellent Schools Together



## St Columb Major Academy Rules

- Show good manners at **all** times.
- Follow instructions with thought and care.
- Care for everyone and everything.



## School Rules



Happy

Hardworking

Successful

# Attendance

**Doors open** at 8.45am

**Register:** 8.45-8.55am

**Collection:** 3.15pm

**Absences:** Please inform the school office of all absences by 8.45am – the school will then authorise absences that are due to sickness.

**Exceptional Leave Requests** links are available from the school office. (online form)

**Attendance**



Happy

Hardworking

Successful

# Contact Us

We have an open-door policy and welcome parents/carers coming to speak to us if they have any questions.

You can send us a message on Dojo- however staff cannot respond to these messages. Please do not send messages about collection to the teacher directly, please send these messages to the office.

Parents/carers can also contact us via the school office:  
01637 880272

[Contact Us](#)



Happy

Hardworking

Successful