

Welcome to Year 1

Meet the Team!

Teachers:
Miss Rowe-Best



Support Staff:
Mrs Gidley



Monday afternoons:
Mrs Baggely



Student Teacher:
Mrs Strike

Welcome



Happy

Hardworking

Successful

Our Trust - Kernow Learning


 **Our Mission: for every school, for our Trust**
Building Excellent Schools Together

  **Building Excellence Together**

 **Our Core Shared Values**

From  To 

 **STRENGTH
WISDOM
COURAGE**

 **Our Philosophy**

Our Philosophy... our attitudes that act as guiding principles for our behaviours

 **work hard,
be honest &
help others.**



Happy

Hardworking

Successful

Safeguarding



Mrs Cherry PSA
What is a Parent Support Advisor?
I am here to help, support and advise you and your family on concerns that you may have at home or at school regarding your child or yourself.

Safeguarding

St Columb Major ACE Academy
Kernow Learning
Happy : Hardworking : Successful

Safeguarding Children
Our Designated Child Protection and Safeguarding Lead (DSL) is
Marie Taylor

Including Child in Care Designated Person, Safer Recruitment Trained, Child Sexual Exploitation and Single Point of Contact for PREVENT

If unavailable please contact: **Penny Cherry**, Deputy Safeguarding Lead pcherry@kernowlearning.co.uk

or **Tracey Milsom**, Deputy Safeguarding Lead tmilsom@kernowlearning.co.uk

The named Member of the Governing Body is **Charlie Roose** croose@kernowlearning.co.uk

Child Protection Statement: Safeguarding Children in St Columb Major Academy
Our school community has a duty to safeguard and promote the welfare of children who are our pupils. This means that we have a Child Protection Policy and procedures in place, which we refer to in our school prospectus. All staff, including our volunteers and supply staff must ensure that they are aware of these procedures. They are also all DBS checked. Parents and carers are welcome to read these upon request.
Sometimes, we may need to share information and work in partnership with other agencies when there are concerns about a child's welfare. We will endeavour to ensure that our concerns about pupils are discussed with their parents/carers first, unless we have reason to believe that this is not in the child's best interests.



Happy

Hardworking

Successful

Topics in Year 1

Each topic seeks to answer a big question.

Autumn 1 – Super me!

PSHE- What relationships do I have and how can I care for them?

Science- How can we use our bodies to discover the world around us?

Autumn 2 - If you go down to the woods today...

RE- Why does Christmas matter to Christians?

History - What is the history of Bonfire Night and how is it linked with the present?
Geography- What features surround us?

Spring 1 – Once upon a time...

DT - How can materials be used to make a free-standing shelter?

Geography- What is The United Kingdom?

Summer 1 - Animal Magic

PSHE- How can people make healthy choices?

RE- What does it mean to belong to a faith community?

Summer 2 – The Seaside

Science- What life lives under the sea?

Topics



Happy

Hardworking

Successful

Topics in Year 1

Further information on our topics and curriculum can be found on our school website.

On the curriculum page you will see a full overview of our curriculum and you can click on the topic mats for each term to see what key information your child will be learning.

RE		Year 1	Autumn 1	Science	
Who do Christians say made the world?		Topic Mat SUPER ME!  Help your child with their topic learning by asking them the Key-Senses Recall Facts (KSRFs) regularly. By the end of this half term all children should be able to remember and say these key facts. Tick off each question when they can answer it confidently. Thank you for your continued support.	How can we use our bodies to discover the world around us?		
Who do Christians believe made the world? Christians say that God made the world.			What are the five human senses? Touch, hear, sight, taste and smell.		
How do Christians believe that the world was made? Christians believe that God made the world in seven days.			What human body parts are there? Any common body part forming the structure of a human body: head, neck, shoulder, arm, elbow, stomach, leg, knee, feet, toes, hands, fingers, heart.		
How do Christians thank God for his creation? Saying prayers of thanks (praise)			What body part helps the human body's five senses? Hearing-ears, Sight-eyes,Smell- nose Touch-skin Taste- mouth (tongue)		
Christian - people who believe that Jesus Christ is the son of God			Senses- The five senses allow humans to experience the world through smell, taste, sight, hearing, and touch		
God - the Being worshipped as the creator of the universe			Human- a person		
Creator - responsible for the creation of the world			Body- structure of a person or an animal		
PSHE What relationships do I have and how can I care for them?			History How does time affect us?		
What is family? Family is people that care for you and who are usually related to you. Family is not just the people you live with but can include other people that you are related to.			How do humans change over time? Baby, toddler, child, teenager, adult, elderly		
How can others be treated with respect? By having regard for the feelings, wishes or rights of others			How can events be ordered to show when they happened? In Chronological order		
Relationship - the way in which two or more people are connected		Past- having been done before			
Stereotype- is an idea or belief that people have about a person based on how they look		Chronological - the order which events happen in.			

Topics

You can also see out intent, implementation and impact statements for each subject in the curriculum area of our website



Happy

Hardworking

Successful

Year 1 Timetable

Y1 Porthcothan Class Timetable: Autumn 1										
	8:45-8.55	9:00-9:40	9:40-10:30	10:45-11:00	11.00-11.45	12:45-1:00	1.00-2:00	2:10-2.30	2:30-2:40	2:45-3:00
MON	Registration Morning tasks	RWI	Literacy	Maths Rekenrek	Maths	Phonics	Art	Music	Read to class: Poetry	Assembly
TUES	Registration Morning tasks	RWI	Literacy	Maths Rekenrek	Maths	Phonics	Science	1.30-2.30 PE	Read to class	Assembly
WED	Registration Morning tasks	RWI	Literacy	Maths Rekenrek	Maths	Phonics	Computing	Continuous Provision	Read to class	Assembly
THUR	Registration Morning tasks	RWI	Literacy	Maths Rekenrek	Maths	Phonics	History	RE	Read to class	Assembly
FRI	Registration Morning tasks	RWI	Literacy	Maths Rekenrek	Maths	Phonics	PSHE	1.30-2.30 PE	Read to class: NF Fri	Assembly

Timetable



Happy

Hardworking


Successful

Year 1 Homework


YEAR 1 AUTUMN TERM HOMEWORK

Choose one task each week and record in your homework book

Homework books to be handed in on **Wednesday** and will be returned on a **Friday**.

Maths	Literacy	Topic
<p>Collect objects from in or outside of your home and match them to the value of each number from 1-10.</p> <p>Collect 10 objects and the sort them in to groups. Explain to a grown up how you have sorted them. Can they be grouped in any other way?</p> <p>Write numbers as numerals 1-10 Check that all of your numbers are formed correctly - starting and finishing in the correct place. Challenge - add circles next to each numeral to show its value E.g. 1 ○ ○○</p> <p>Practice saying the days of the week in order. Which day is your <u>favourite</u>? Explain why. (This can be written by your child or quoted).</p>	<p>Practice writing your name, starting with a capital letter. Use the letter formation sheet to check that you have written them correctly. Can you write someone else's name from your family? Who's name is the shortest/longest?</p> <p>Choose your <u>favourite</u> book. Talk to a grown up about what you like about the book. Create a new front cover for it.</p> <p>Choose your <u>favourite</u> toy and write a sentence about what they might say if they could talk.  Capital letter Finger spaces Full stops</p> <p>Can you find or think of an object that starts with each letter of the alphabet? E.g. a - apple b - book c - cat Practice writing each letter and then draw a picture next to it with your chosen word.</p>	<p>Draw a map of a journey you do often. E.g. your journey from home to school. Your journey to the shops. Your journey to a <u>hobby</u>.</p> <p>Use a mirror to look at your face and then draw what you can see using a pencil. Think about how you are similar and different to people in your family.</p> <p>Draw a picture of you and your family. Write a list or draw who your trusted adults are at home and at school.</p> <p>Think about when you are an adult. What would you like to do for a job? Will you have any children? Will you live in this country or somewhere else? Record on paper your future self.</p>

Please practise the Maths KIRF's and Year 1 words to read and spell too each week.



Key Instant Recall Facts

I know my number bonds of 2.

Your new facts to learn are highlighted in yellow. They are all of the addition and subtraction facts of 11. You should already know and be confident with the ones highlighted in green.

+	0	1	2	3	4	5	6	7	8	9	10
0	0+0	0+1	0+2	0+3	0+4	0+5	0+6	0+7	0+8	0+9	0+10
1	1+0	1+1	1+2	1+3	1+4	1+5	1+6	1+7	1+8	1+9	1+10
2	2+0	2+1	2+2	2+3	2+4	2+5	2+6	2+7	2+8	2+9	2+10
3	3+0	3+1	3+2	3+3	3+4	3+5	3+6	3+7	3+8	3+9	3+10
4	4+0	4+1	4+2	4+3	4+4	4+5	4+6	4+7	4+8	4+9	4+10
5	5+0	5+1	5+2	5+3	5+4	5+5	5+6	5+7	5+8	5+9	5+10
6	6+0	6+1	6+2	6+3	6+4	6+5	6+6	6+7	6+8	6+9	6+10
7	7+0	7+1	7+2	7+3	7+4	7+5	7+6	7+7	7+8	7+9	7+10
8	8+0	8+1	8+2	8+3	8+4	8+5	8+6	8+7	8+8	8+9	8+10
9	9+0	9+1	9+2	9+3	9+4	9+5	9+6	9+7	9+8	9+9	9+10
10	10+0	10+1	10+2	10+3	10+4	10+5	10+6	10+7	10+8	10+9	10+10

Making connections

Making connections in the key facts is useful.

Learning the relationship between the 2 addends and the sum will help your child to build on what they already know.

There are the best facts to learn and will support all future core number facts.

Number fact families

There are all of the addition and subtraction facts of 2 in number fact families. Learning the relationship between the 2 numbers in the number sentence will help to learn the addition and subtraction facts of 2. As the numbers increase in size there will be more facts to learn. Practising to learn the fact families while there are only a few to learn will help to learn those where there are more.

0+2=2 1+1=2
2+0=2 2-1=1
2-0=2
2-2=0

Top Tips

- Practice 0s and 10s
- Make addition and subtraction facts between all 2 numbers
- Use the images to help
- Use the fact language

Images

The images here can only be useful for tracing the number facts but will be useful in all of the week for children to remember with number and calculations.

Learning to use the models and images will be just as useful as learning the facts.

There are images of the human 10s which are used to help develop understanding of numbers. How you can use the 2 ways of adding 2 numbers to make 2 (0+2 and 1+1).

There are images of the 10s frames which are used to help children to learn the relationship between the 2 numbers in the number sentence. The one on the left shows the relationship between the 2 and the ones are showing.

Learning to recognise number patterns is really important. This is really important. This is really important. Learning for their games on the other playing games is a good way of doing this.

Part-part-whole

The part-part-whole model is really useful for developing understanding of relationships between numbers. The number at the top in the table and the two numbers at the bottom, the two parts which make the whole. Use it to complete all of the number fact families. Cover one of the 2 numbers and write the third. For example, Cover the 2 and ask "2 plus any 1 equals?" or cover the 0 and ask "2 add what equals 2?" Use this to make all 4 number sentences.

There are images of the 10s frames which are used to help children to learn the relationship between the 2 numbers in the number sentence. The one on the left shows the relationship between the 2 and the ones are showing.

Counting on fingers and using those to learn number facts is a great strategy. The ones of the ten used to count on is a great way of doing this.

Language Focus

Addition Subtraction
Add, and Take away
Equal Take

Glossary

How Key language to learn
Substituting a recognising the number of digits on right without counting.

Homework

Returned every Wednesday



Happy

Hardworking

Successful

Reading Records

Children are expected to read daily at home and to read their reading book at least three times before returning it to school.


1st read for decoding

2nd read for speed

3rd read for comprehension (developing fluency)

Please support your child to read regularly and to discuss what might happen or what has happened. After reading, please complete their reading record to record when your child has read and how they have found it. Once they have read their book three times, it can be returned to school so that your child can have their next book.

As well as reading their matched reading stage book, we will also invite your child to choose a 'reading for pleasure' library book.



Reading

**Returned every
Wednesday**








Happy





Hardworking

Successful

Behaviour



 1 Brilliant Listening	 1 Compassion	 1 Fantastic Homework	 1 Fastest Changers
 1 Forgiveness	 5 Headteacher Award	 1 Perseverance	 1 Ready to learn
 2 Remembering more	 1 Resilience	 1 Respect	 1 Super RWI

 0 Disrespectful after a warning	 0 Disruptive behaviour aft...	 0 Hurting others	 0 Refusal to following...
--	--	---	--

Behaviour



Happy

Hardworking

Successful

School Rules



OUR SCHOOL RULES

- Please make sure long hair is tied up
- No nail varnish
- No jewellery
- No temporary tattoos
- No bringing in toys from home



Kernow Learning
Building Excellent Schools Together



St Columb Major Academy Rules

- Show good manners at **all** times.
- Follow instructions with thought and care.
- Care for everyone and everything.



School Rules



Happy

Hardworking

Successful

Attendance

Doors open at 8.45am

Register: 8.45-8.55am

Collection: 3.15pm

Absences: Please inform the school office of all absences by 8.45am – the school will then authorise absences that are due to sickness.

Exceptional Leave Requests links are available from the school office. (online form)

Attendance



Happy

Hardworking

Successful

Contact Us

We have an open-door policy and welcome parents/carers coming to speak to us if they have any questions.

You can send us a message on Dojo- however staff cannot respond to these messages. Please do not send messages about collection to the teacher directly, please send these messages to the office.

Parents/carers can also contact us via the school office:
01637 880272

[Contact Us](#)



Happy

Hardworking

Successful